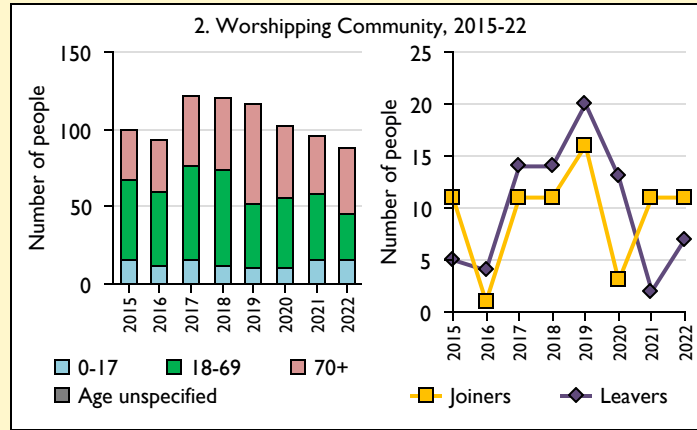
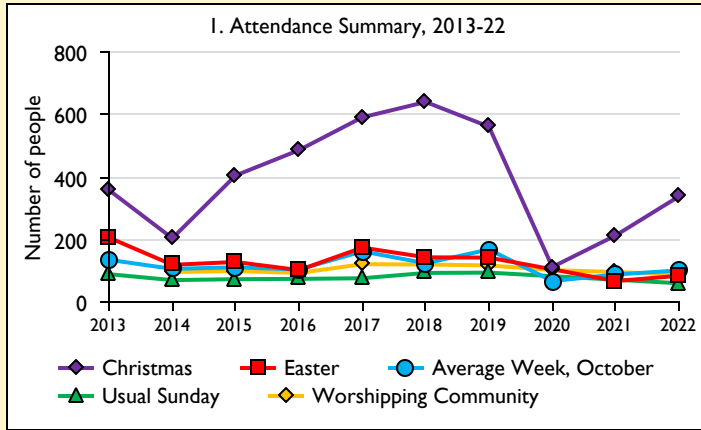


SfM Dashboard for the Parish of Redruth in the deanery of CARMARTH, NORTH



Parish Census and deprivation summary

Parish population (2018): 12855

	Parish	Diocese	National
% aged 0-17	20%	19%	21%
% aged 18-44	34%	30%	37%
% aged 45-64	27%	29%	25%
% aged 65 & over	19%	22%	16%
% Christian	56%	60%	59%
% non-Christian religion	44%	40%	41%

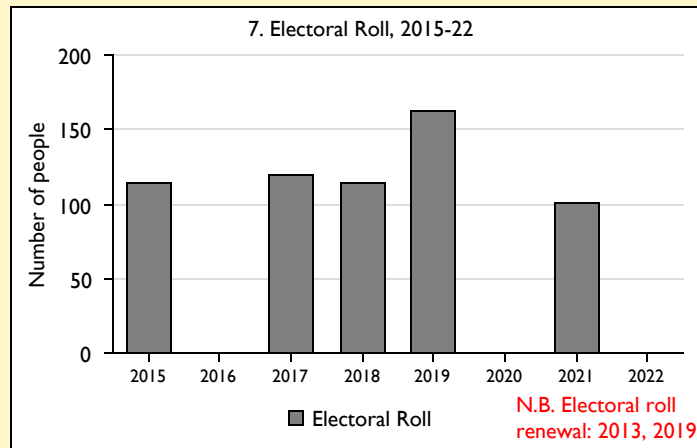
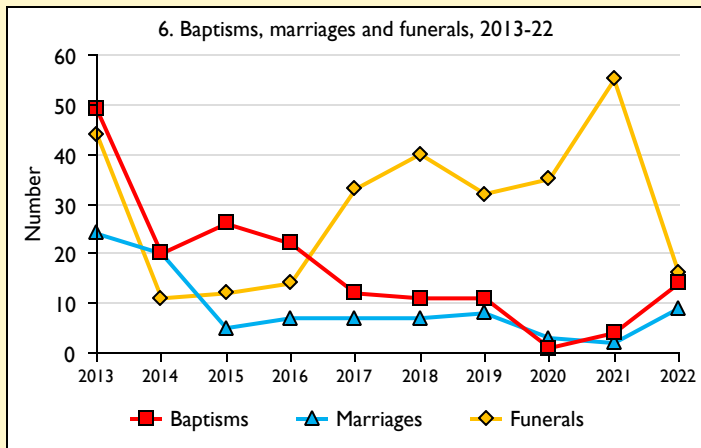
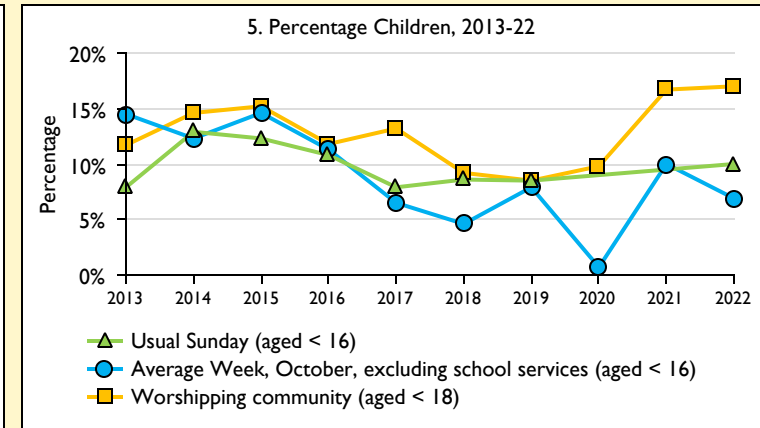
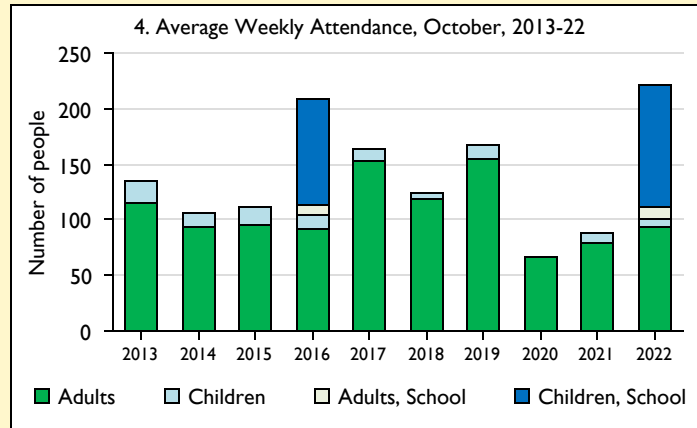
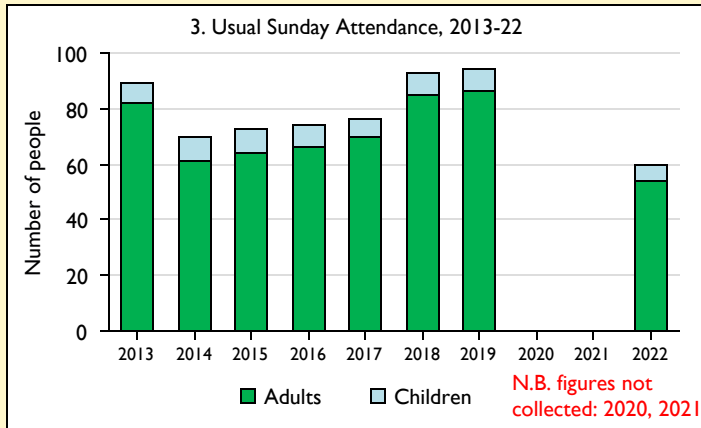
Parish deprivation rank (IMD 2019): 2428

(1=most deprived parish in the Church of England, 12,307=least deprived)

For more detailed census & deprivation info: see <http://arcg.is/1RaS4CS>
<https://www.churchofengland.org/researchandstats> and
<http://www2.cuf.org.uk/poverty-england/poverty-map>

Number of churches in parish (2023): 3

Parish Code: 390012



This dashboard contains figures as submitted by churches currently in the parish

Attendance statistics: taken from annual Statistics for Mission returns.

Average weekly attendance: attendance at Sunday and midweek church services & fresh expressions in October; Figs 1 & 5 do not include attendance at services for schools.

Easter: Easter Eve & Easter Day; **Christmas:** Christmas Eve & Christmas Day.

Baptisms: all baptisms & thanksgivings.

Marriages: marriages and services of prayer & dedication after civil marriages.

Funerals: those held in church & at crematoria/cemeteries.

Because of pandemic-related church closures, Easter figures were not collected in 2020.

Census data: taken from the 2011 national Census and the 2018 population update.

Deprivation statistics: IMD taken from the English Indices of Deprivation, published by the Ministry of Housing, Communities & Local Government, Sept 2019.

The above statistics have been mapped onto parish boundaries so are approximations.

For more information, see: <https://www.churchofengland.org/researchandstats>

Variations in attendance from year to year may be the result of changes in the number of churches that submitted returns, or changes in parish/benefice structure.

Number of churches included in returns: 2013 3;2014 2;2015 2;2016 2;2017 3;2018 3;2019 3;2020 3;2021 3;2022 2.

Produced by Data Services, Church House, Great Smith Street, London SW1P 3AZ. Date of production: 12/09/2023.

Every effort has been made to ensure that data are reliable. We would be pleased to be notified of any significant errors or omissions by email to statistics.unit@churchofengland.org



Follow us on Twitter:
@cofestats



SfM Dashboard Data for the Parish of Redruth in the deanery of CARMARTH, NORTH

Report	Field	2013	2014	2015	2016	2017	2018	2019	2020	2021	2022
1. Attendance Summary, 2013-22	Christmas	358	204	405	486	591	640	561	112	213	338
	Easter	206	119	128	102	174	143	142	-	67	84
	Average Week, October	135	106	111	104	162	124	168	67	88	101
	Usual Sunday	89	70	73	74	76	93	94	-	-	60
	Worshipping Community	-	96	99	93	121	120	117	102	96	88
2. Worshipping Community, 2015-22	0-17			15	11	16	11	10	10	16	15
	18-69			52	49	60	63	42	46	42	30
	70+			32	33	45	46	65	46	38	43
	Age unspecified			0	0	0	0	0	0	0	0
Worshipping Community (Joiners & Leavers), 2015-22	Joiners			11	1	11	11	16	3	11	11
	Leavers			5	4	14	14	20	13	2	7
3. Usual Sunday Attendance, 2013-22	Adults	82	61	64	66	70	85	86	-	-	54
	Children	7	9	9	8	6	8	8	-	-	6
4. Average Weekly Attendance, October, 2013-22	Adults	115	93	95	92	152	118	154	66	79	94
	Children	20	13	16	12	11	6	13	1	9	7
	Adults, School	0	0	0	10	0	0	0	0	0	11
	Children, School	0	0	0	95	0	0	0	0	0	110
5. Percentage Children, 2013-22	Usual Sunday (aged < 16)	7.9	12.9	12.3	10.8	7.9	8.6	8.5	-	-	10.0
	Average Week, October, excluding school services (aged < 16)	14.5	12.3	14.6	11.3	6.5	4.6	7.9	0.7	10.0	6.9
	Worshipping community (aged < 18)	11.7	14.6	15.2	11.8	13.2	9.2	8.5	9.8	16.7	17.0
6. Baptisms, marriages and funerals, 2013-22	Baptisms	49	20	26	22	12	11	11	1	4	14
	Marriages	24	20	5	7	7	7	8	3	2	9
	Funerals	44	11	12	14	33	40	32	35	55	16
7. Electoral Roll, 2015-22	Electoral Roll			114	0	120	114	162	0	101	0



Follow us on Twitter:
@cofestats